

# How Should I Clean my Mask?



## Basic instructions:

These abridged instructions do not replace the user manuals for individual products.

- \* Materials used in the manufacture of masks age prematurely when they are treated with aggressive cleaners. In isolated cases it may therefore be necessary to replace your mask earlier.
- \*\* Löwenstein Medical Technology validated 30 as the number of cleaning cycles with the ultrasonic device from HAHN & KOLB Type USR 58/H. Ultrasonic cleaning should be done at a maximum temperature of 80°C for a maximum of 10 minutes. After the parts have been cleaned, they should be thoroughly rinsed inside and out with clear water and then dried.

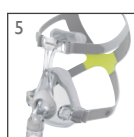
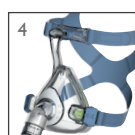
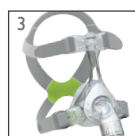
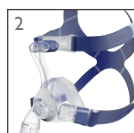
CE 0197



© Copyright protected.  
Copying or reproduction of any sort requires the explicit approval of Löwenstein Medical Technology.

Löwenstein Medical UK  
1 E-Centre, Easthampstead Road  
RG12 1 NF Bracknell  
United Kingdom  
T: +44 1344 830023  
[info@loewensteinmedical.uk](mailto:info@loewensteinmedical.uk)  
[www.loewensteinmedical.uk](http://www.loewensteinmedical.uk)

Löwenstein Medical Technology  
Kronsaalsweg 40, 22525 Hamburg  
Germany  
T: +49 40 54702-0  
F: +49 40 54702-461  
[info@loewensteinmedical.de](mailto:info@loewensteinmedical.de)  
[www.loewensteinmedical.de](http://www.loewensteinmedical.de)



#### Nasal Masks

#### Full face Masks

#### Nasal pillow mask

#### Accessories

Product	Cleaning cycle	Service life	Components	Wash by hand in warm water with some detergent	Dishwasher up to 65 °C	Washing machine at 30 °C	Ultrasonic bath** up to 80 °C (weekly)
<b>CARA</b> <sup>1</sup> <b>JOYCEeasy</b> <sup>2</sup> <b>JOYCEone</b> <sup>3</sup> <b>JOYCE</b> <b>JOYCE NV</b> <b>JOYCE SilkGel</b> <b>JOYCE SilkGel NV</b> <b>JOYCE GEL</b> <b>JOYCE GEL NV</b>	daily	up to 12 months*	Headgear clip	✓	✓	✓	✓
			Rotating sleeve	✓	✓	–	✓
			Mask body	✓	✓	–	✓
			Mask cushion silicone	✓	✓	–	✓
			Mask cushion SilkGel	✓	✓	–	–
			Mask cushion GEL	✓	✓	–	–
			Retaining ring	✓	✓	–	✓
			Forehead cushion silicone	✓	✓	–	✓
			Forehead cushion SilkGel	✓	✓	–	–
			Forehead cushion GEL	✓	✓	–	–
			Forehead support	✓	✓	–	✓
			Plug	✓	✓	–	✓
			Elbow	✓	✓	–	✓
			Elbow	✓	✓	–	✓
<b>JOYCEeasy Full Face</b> <b>JOYCEeasy next FF</b> <sup>4</sup> <b>JOYCEeasy next FF NV</b> <b>JOYCEone Full Face</b> <sup>5</sup> <b>JOYCEone Full Face NV</b> <b>JOYCE Full Face</b> <b>JOYCE Full Face 40 hPa</b> <b>JOYCE Full Face NV 40 hPa</b> <b>JOYCE Full Face SilkGel</b> <b>JOYCE Full Face SilkGel NV</b> <b>JOYCE Full Face GEL</b> <b>JOYCE Full Face GEL NV</b> <b>JOYCE Full Faceplus</b>	daily	up to 12 months*	Headgear clip	✓	✓	✓	✓
			Rotating sleeve	✓	✓	–	✓
			Mask body	✓	✓	–	✓
			Mask cushion	✓	✓	–	✓
			Mask cushion SilkGel	✓	✓	–	–
			Mask cushion GEL	✓	✓	–	–
			Anti-asphyxia valve	✓	–	–	✓
			Quick-release cord	✓	–	✓	✓
			Retaining ring	✓	✓	–	✓
			Forehead cushion silicone	✓	✓	–	✓
			Forehead cushions silkGel	✓	✓	–	–
			Forehead cushion GEL	✓	✓	–	–
			Forehead support	✓	✓	–	✓
			Plug	✓	✓	–	✓
			Elbow	✓	✓	–	✓
			Elbow	✓	✓	–	✓
<b>NP 15</b> <sup>6</sup>	daily	up to 12 months*	Headgear clip	✓	✓	–	✓
			Rotating sleeve	✓	✓	–	✓
			Mask body	✓	✓	–	✓
			Mask tube	✓	✓	–	✓
			Nasal pillow	✓	✓	–	✓
			Tube anchoring clip	✓	✓	–	✓
			Tube anchoring strap	✓	–	–	–
			Forehead cushion	✓	✓	–	✓
			Plug	✓	✓	–	✓
			Elbow	✓	✓	–	✓
Headgear CARA	weekly	6 - 12 months	Headgear	✓	–	–	–
WEINMANNstrap für JOYCE			Headgear	✓	–	–	–
WEINMANNstrap für JOYCEeasy			Headgear	✓	–	–	–
Headgear JOYCEone			Headgear	✓	–	–	–
JOYCEstrap			Headgear	✓	–	✓	–
NP 15 Headgear	daily	6 - 12 months	Headgear	✓	–	–	–
Silentflow 2			Headgear	✓	–	–	–
Noise suppressor	daily	3 - 6 months	Connecting sleeve	✓	✓	–	✓
			Center piece	✓	✓	–	✓
			Sleeve	without detergent	–	–	✓
			Porous filter		–	–	✓
			Connector		–	–	✓

\* See reverse side under "Basic Instructions"

\*\* See reverse side under "Basic Instructions"